



WASTE DISPOSAL UNITS

FD4 SERIES





SOLVING THE PROBLEMS OF HYGIENE CONTROL

Simple and efficient disposal of food waste in the kitchen, whilst maintaining the highest standards of hygiene, is of major importance to all caterers.

The comprehensive range of Hobart Waste Disposers ensures that food waste is disposed of quickly and effectively, eliminating any risk of smells or cross contamination from waste or swill bins, and creating a cleaner and more hygienic kitchen environment.

ALL UNITS INCORPORATE A POWERFUL FOUR STAGE CUTTING ACTION:-

- Bulk cutting
- Primary cutting
- Secondary cutting
- Grinding

The robustness of the Hobart design allows food preparation and plate waste i.e. vegetable peelings, small bones etc. to be ground up effortlessly and flushed to waste.



WASTE DISPOSAL UNITS

Model	kW	Capacity	Application	Meals/day
FD4-75	0.56	272kg/hr	Small/med kitchens fast food outlets	300
FD4-150	1.1	544kg/hr	Medium kitchens hotels and restaurants	1100
FD4-300	2.2	907kg/hr	Large commercial kitchens, hospitals hotels and food courts	1800

Versions for free standing, table mounting or trough mounting are available and all are supplied complete with:

- Interlocked safety cover (trough units include kit only) - prevents access to grinding unit whilst machine is running.
- Water feed goose neck - flushing action takes food waste into the running cutters.
Provides class 'A' air break for connection direct to mains water supply.
- Reversing starter - provides dual direction grinding which extends the life of the cutters.
Allows quick and easy dislodging of blockages.
- Solenoid valve and water restrictor valve - automatically controls water flow and reduces water wastage.
- Wide range of models from 0.75 to 3HP to suit small, medium and large operations.
 - Economical to use with low running costs.
 - Robust heavy duty design and construction.
 - Powerful cutting and grinding action.
 - Reduced waste handling and collection costs.
 - Compact size requiring minimal clearance and floor space.



MODEL RANGE AND INSTALLATION DATA

Model	FD4-75B FD4-75TR FD4-75T	FD4-150B FD4-150TR FD4-150T	FD4-300B FD4-300TR FD4-300
Capacity Kg/hr	272	544	907
kW rating	0.56	1.1	2.2
Fuse Rating 230/50/1 400/50/3	15amp 5amp/phase	- 10amp/phase	- 15amp/phase
Water lts/min	23	36	36
Net Weight	28kg	52kg	52kg
Shipping Weight	30kg	55kg	55kg

Key: B - Bench mounted, TR - Trough mounted, T - Free standing

SPECIFICATIONS

- **MOTOR:** Continuous duty rated motor, permanently lubricated bearings, with overload protection.
- **ELECTRICAL SPECIFICATION:** Model FD4-75 available in single and 3 phase for standard voltages.
All other models three phase only.
- **MOTOR CONTROL:** Reversing starter with thermal overload protection allows direction of rotation to be altered for even wear.
- **DRAIN:** Model FD4-75 - Chromium-plated brass tail piece, 38mm O.D.
Models FD4-150 and 300-Flange type, 2 in. female, iron.
- **CONE:** 381mm diameter, 18/9 stainless steel cone from 16 gauge material.
- **CONE ISOLATING RING:** A vinyl isolating ring avoids metal to metal contact, reducing noise and vibration.
- **WATER FEED:** Chromium-plated goose neck providing positive air break.
Water Flow controlled by solenoid valve linked with motor. Line strainer provided.

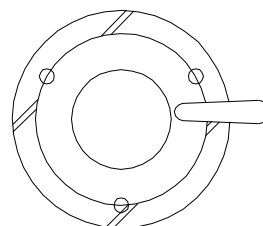
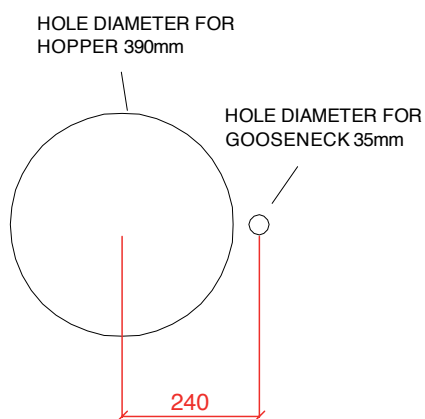
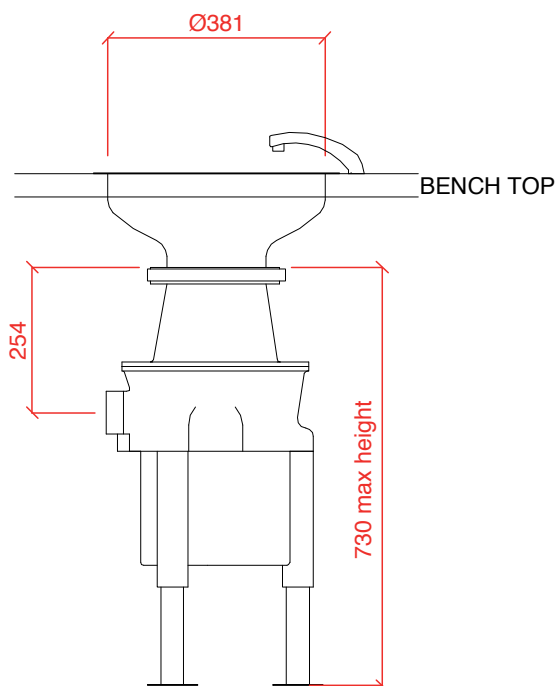
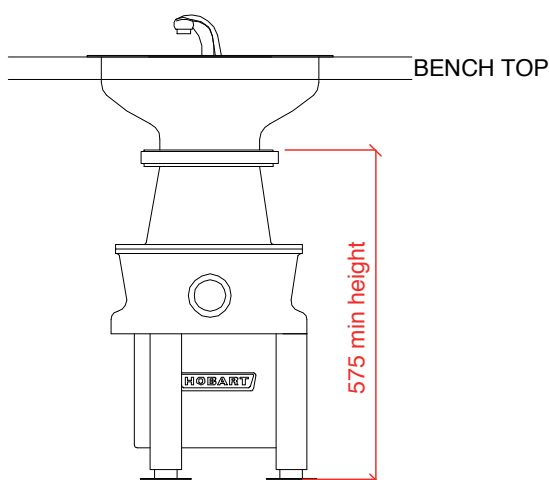


WASTE DISPOSAL UNITS

FD4 SERIES

DIMENSIONS

FD4-150B-3 Bench mounted



Water

3/4" B.S.P. 30°C MAX VIA SOLENOID ON WDU TO GOOSENECK 1.5 TO 8.0 BAR.

USAGE 36 LITRES/MINUTE.

WATER SUPPLY TO HAVE INDEPENDENT ISOLATING VALVE

Drain

2.0" B.S.P. THROUGH TRAP AND DRAIN (NOT BY HOBART)

MUST NOT GO THROUGH A GREASE TRAP

Electric Loading

1.1kW 400/50/3 + N
FUSE AT 10amps/PHASE.

NO CABLE SUPPLIED.
SPECIAL NOTE:
ELECTRICAL INSTALLATIONS SHOULD COMPLY WITH CURRENT BS REGULATIONS.

HEAD OFFICE | Hobart UK

Southgate Way | Orton Southgate | Peterborough | PE2 6GN

Phone: 0844 888 7777

Internet: www.hobartuk.com

